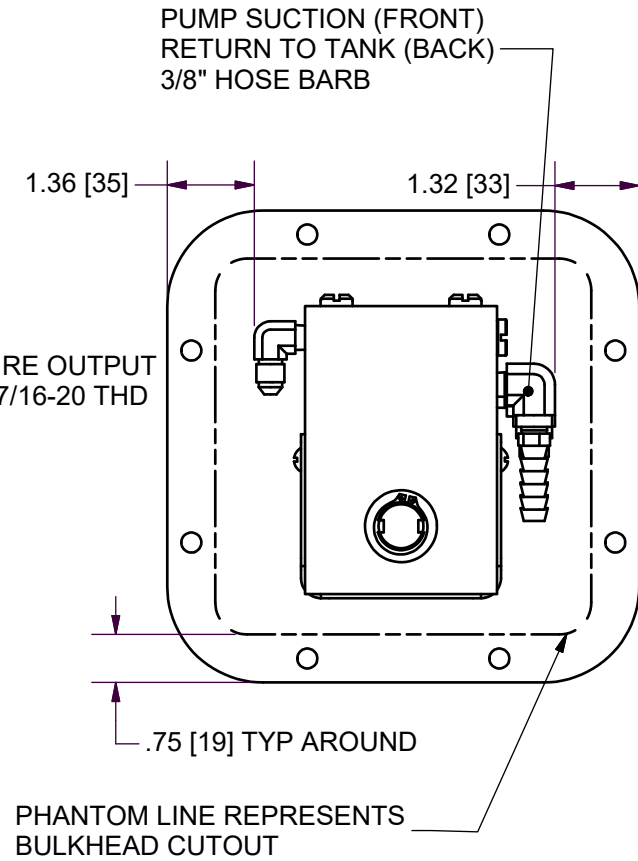
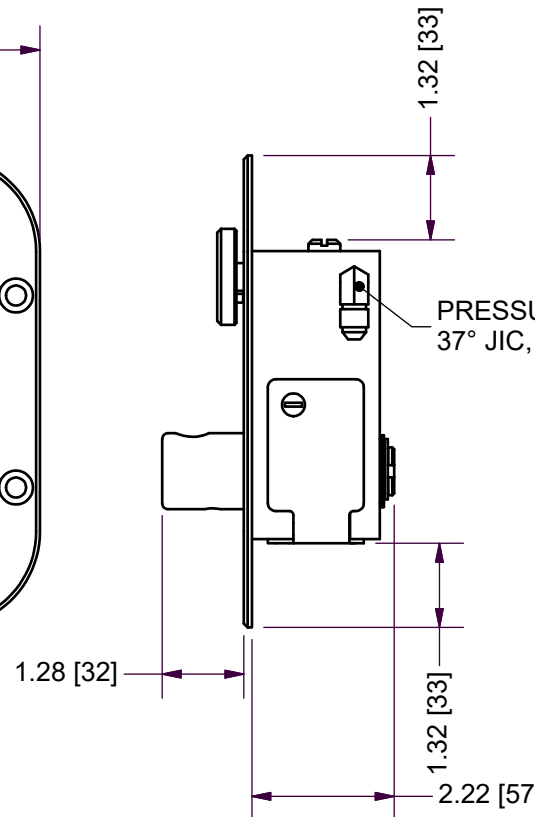

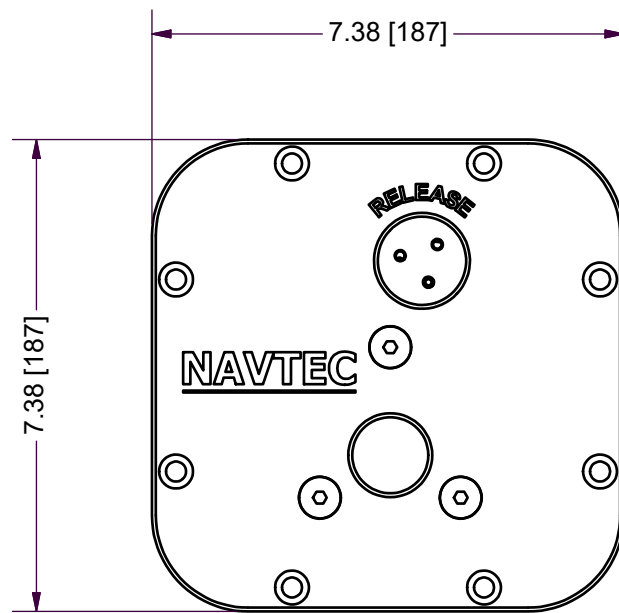


WEIGHT: 4.50 LBS [2.04 KG]

REVISION HISTORY			
REV	DESCRIPTION	DATE	APPROVED



PUMP HANDLE ANGLE TO VERTICLE - 15°

A-SIZE	Any designs or drawings produced by Navtec Inc. and transmitted to a second party are the property of Navtec Inc. and are to be considered confidential and are to be used only for the purpose for which they were transmitted.	TOLERANCES: 0.XX = ± 0.010 " 0.XXX = ± 0.005 " FRACTIONS = $\pm 1/64$ " ANGLES = $\pm 1/2^\circ$	DESIGNED BY: CJW	DRAWN BY: CJW	APPROVED BY:	DATE: 7/8/2011	SCALE: 1 : 3
			NAVTEC HYDRAULICS		MINI 50 SINGLE FUNCTION PANEL		REVISION A322-01